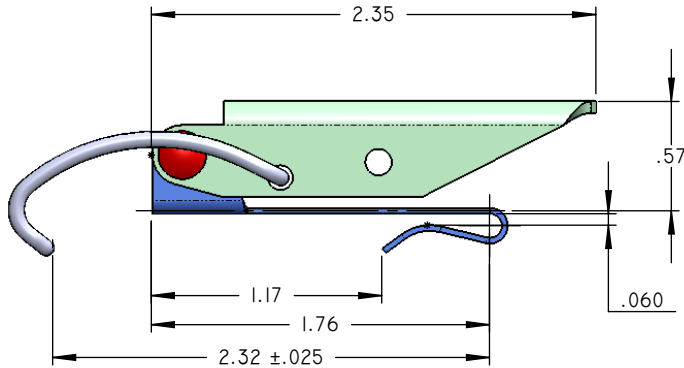
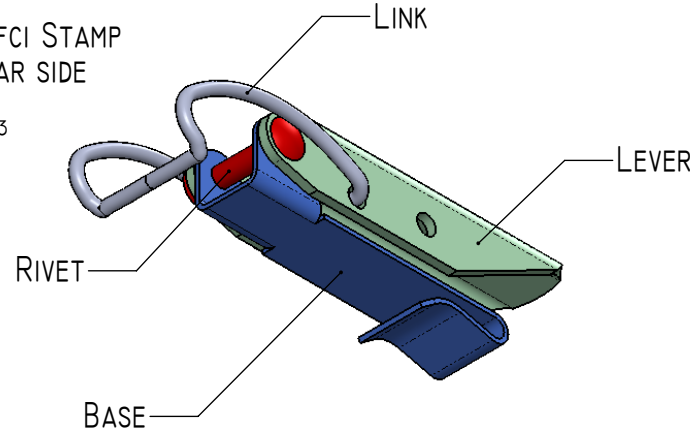
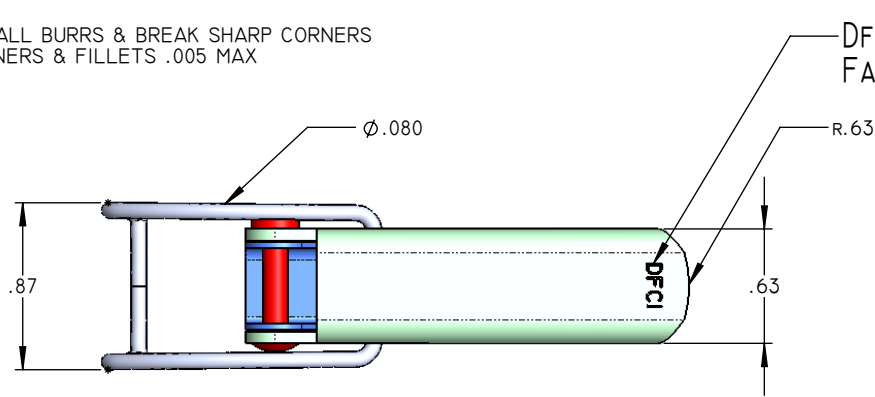


UNCONTROLLED

REVISIONS			
SYS	DESCRIPTION	DATE	APPROV
A	INITIAL RELEASE	08/18/10	

NOTES: UNLESS OTHERWISE SPECIFIED.

1. REMOVE ALL BURRS & BREAK SHARP CORNERS
2. ALL CORNERS & FILLETS .005 MAX



	BASE	LEVER	LINK
MATERIAL	CARBON SPRING STEEL	C1010	.080 DIA. 302 STAINLESS STEEL
FINISH	ZINC PLATE PER ASTM-B-633 TYPE II, SC 2, YELLOW CHROMATE		NONE

MATERIAL:	SEE TABLE
HEAT TREAT:	NONE
FINISH:	SEE TABLE
<small>THE FASTENER PARTS SHOWN IN THIS PRINT ARE PROPERTY ARTICLES TO WHICH DFCI SOLUTIONS INC., RETAINS THE EXCLUSIVE RIGHTS OF MANUFACTURE, USE AND SALE. THE PRINT OR DRAWING IS SUBMITTED IN CONFIDENCE AND DOES NOT CONVEY A LICENCE OR PERMISSION TO MANUFACTURE THE FASTENER OR FASTENER PARTS.</small> <small>(C) COPYRIGHT 2009, DFCI SOLUTIONS INC. ALL RIGHTS RESERVED.</small>	

TOLERANCES ON DIMENSIONS UNLESS OTHERWISE SPECIFIED			
X* = ±2°		.XX = ±.030	
X/X = ±1/32		.XXX = ±.010	
MACHINE FINISH = .125			
PART NO.	DRN	DATE	
	W. ZHINDON	08/18/10	
	CHK.	DATE	
	F. BASILE	08/18/10	
	ENG.	DATE	
	B. HILDEBRAND	08/18/10	
	MFG.	DATE	
	B. VELAZQUEZ	08/18/10	
NEXT ASSY	USED ON	G.C.	DATE
		B. HILDEBRAND	08/18/10
APPLICATION BLOCK		SALES.	DATE

DFCI SOLUTIONS INC.
 425 UNION BOULEVARD.
 WEST ISLIP, NEW YORK 11795

TITTLE				T- LATCH SLIP-ON BASE 7880-241730-A-Z3Y			
SIZE	FSCM NO	DWG. NO.			REV.		
A	72794	C7880-241730-A			A		
SCALE: NTS				WEIGHT:		SHEET 1 OF 1	